

W58-XB1A4A-20 ✓ ACTIVE

Potter & Brumfield | Potter & Brumfield W58

TE Internal #: 1-1393249-2

Circuit Breakers, Thermal, Series Trip, White with Red Rate Marking, Red Trip Band Button Color, 250 VAC Voltage Rating AC, Potter & Brumfield W58

[View on TE.com >](#)



Relays, Contactors & Switches > Circuit Breakers



Circuit Breaker Type: **Thermal**

Circuit Function: **Series Trip**

Illuminated: **No**

Button Color: **White with Red Rate Marking, Red Trip Band**

Voltage Rating AC: **250 VAC**

Features

Product Type Features

Illumination Type	No Light
Product Type	Circuit Breaker
Actuator Type	Push to Reset
Circuit Breaker Type	Thermal
Illuminated	No

Configuration Features

	.44 – .45 (Diameter) in
Earthing Switch	Without
Circuit Function	Series Trip

Electrical Characteristics

Voltage Rating AC	250 VAC
Voltage Rating DC	50 VDC
Circuit Breaker Current Rating	20 A
Interrupt Capacity	2000A @ 50VDC or 1000A @ 250VAC

Body Features

Button Color	White with Red Rate Marking, Red Trip Band
--------------	--

Contact Features

--	--



Pole Configuration	1
Trip Time at 200%	6 – 30 seconds

Termination Features

Circuit Breaker Termination Type	6.35 [.25] Straight Quick Connect Tab
----------------------------------	---------------------------------------

Mechanical Attachment

Mounting Hardware Packaging	Assembled to Bushing
Mounting Options	Knurled Nut/Hex Nut
Mounting Bushing	7/16 x .5 [12.7mm] Long
Circuit Breaker Mounting Type	Panel Mount

Product Compliance

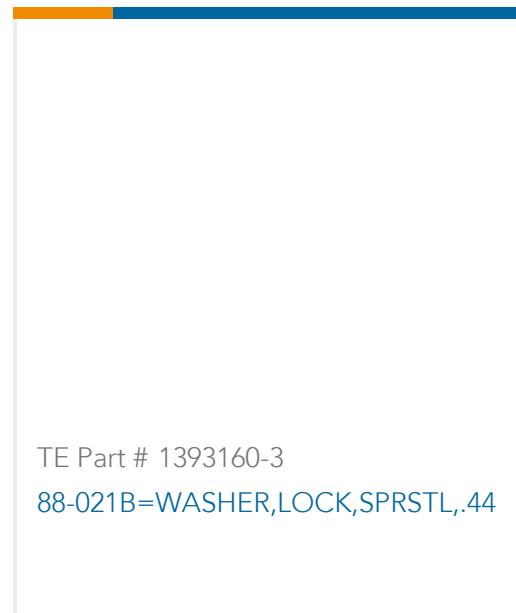
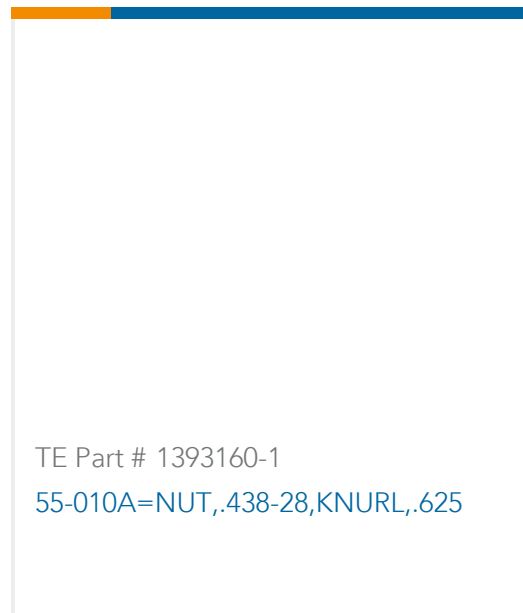
[For compliance documentation, visit the product page on TE.com>](#)

EU RoHS Directive 2011/65/EU	Compliant
EU ELV Directive 2000/53/EC	Not Compliant
China RoHS 2 Directive MIIT Order No 32, 2016	No Restricted Materials Above Threshold
EU REACH Regulation (EC) No. 1907/2006	Current ECHA Candidate List: JUNE 2022 (224) Candidate List Declared Against: JUNE 2022 (224) Does not contain REACH SVHC
Halogen Content	Not Low Halogen - contains Br or Cl > 900 ppm.
Solder Process Capability	Not applicable for solder process capability


Product Compliance Disclaimer

This information is provided based on reasonable inquiry of our suppliers and represents our current actual knowledge based on the information they provided. This information is subject to change. The part numbers that TE has identified as EU RoHS compliant have a maximum concentration of 0.1% by weight in homogenous materials for lead, hexavalent chromium, mercury, PBB, PBDE, DBP, BBP, DEHP, DIBP, and 0.01% for cadmium, or qualify for an exemption to these limits as defined in the Annexes of Directive 2011/65/EU (RoHS2). Finished electrical and electronic equipment products will be CE marked as required by Directive 2011/65/EU. Components may not be CE marked. Additionally, the part numbers that TE has identified as EU ELV compliant have a maximum concentration of 0.1% by weight in homogenous materials for lead, hexavalent chromium, and mercury, and 0.01% for cadmium, or qualify for an exemption to these limits as defined in the Annexes of Directive 2000/53/EC (ELV). Regarding the REACH Regulation, the information TE provides on SVHC in articles for this part number is based on the latest European Chemicals Agency (ECHA) 'Guidance on requirements for substances in articles' posted at this URL: <https://echa.europa.eu/guidance-documents/guidance-on-reach>

Compatible Parts



Also in the Series | Potter & Brumfield W58



Documents

CAD Files

[3D PDF](#)

[3D](#)

[Customer View Model](#)

[ENG_CVM_CVM_1-1393249-2_K.2d_dxf.zip](#)

English

[Customer View Model](#)

[ENG_CVM_CVM_1-1393249-2_K.3d_igs.zip](#)

English

[Customer View Model](#)

[ENG_CVM_CVM_1-1393249-2_K.3d_stp.zip](#)

English

By downloading the CAD file I accept and agree to the [Terms and Conditions](#) of use.

Datasheets & Catalog Pages

[W58 Push To Reset Only Thermal Circuit Breaker](#)

English

[Flyer - UL1500 Ignition Protected Circuit Breakers](#)

English